

**SPECIFICATIONS**

**Certifications/Qualifications**

ADA Compliant	No
Prop65	YES
	<a href="http://www.kichler.com/warranty">www.kichler.com/warranty</a>

**Dimensions**

Base Backplate	9" X 4.75"
Extension	6.00"
Weight	6.67 LBS
Height from center of Wall opening (Spec Sheet)	4.31"
Height	7.19"
Width	23.44"

**Light Source**

Dimmable	Yes
Expected Life Span (Hours)	1000
Lamp Included	Not Included
Lamp Type	A19
Light Source	Incandescent
Max or Nominal Watt	60.00
# of Bulbs/LED Modules	3
Socket Type	E26 (Medium)

**Mounting/Installation**

Install Glass Up or Down	Yes
Interior/Exterior	Interior
Lead Wire Length	6"
Location Rating	Damp

**FIXTURE ATTRIBUTES**






**Housing**

Diffuser Description	Etched, Painted White Inside
Primary Material	Steel
Shade Description	Glass Shade
Shade Dimensions	6.42" X 4.75" X 3.62"

**Product/Ordering Information**

SKU	37513
Finish	Brushed Nickel
Finish Code	BK
Style	Transitional
UPC	737995375133

**Finish Options**

-  Black
-  Brushed Nickel
-  Chrome
-  Natural Brass
-  Olde Bronze

